GMF TELECOM

广 瑞 通 信

2020/2021

宁波广瑞通信技术有限公司

NINGBO GMF TELECOM TECHNOLOGY CO.LTD.

NINGBO GMF TELECOM TECHNOLOGY CO.,LTD

ADD:MAYAN INDUSTRIAL DISTRICT,HENGHE TOWN,CIXI,NINGBO,CHINA
POST CODE:315318
TEL:+86 574 63250653
FAX:+86 574 63250653 +86 574 63254999 EXT 8003
EMAIL:sale1@gmftel.com sale2@gmftel.com sale4@gmftel.com
URL: www.gmftel.com

公司简介
COMPANY PROFILE

Established in the year of 2010 , NINGBO GMF TELECOM TECHNOLOGY co.,LTD is a professional designer , manufacturer and exporter of passive telecom network products. Our main products include patch cords , PLC splitters, distribution boxes, patch panel, ODF, closures, cabinets , Fiber Optic and Copper based network components.

GMF Telecom is located in Cixi , Ningbo, close to Ningbo port and Shanghai port. Covering an area of 16,000 square meters, we now have over 200 employees. As an ISO9001:2015 and ISO 14001:2004 certificated company , we focus on high quality products, timely service and customer satisfaction to make GMF stand out among the suppliers. our goal: Continue improvement to seek top quality and to achieve customer satisfaction. As well as making connect without limitations.

ISO9000

萬泰認證

CERTIFICATE OF REGISTRATION

This is to certify that the Management System established by

NINGBO GMF TELECOM TECHNOLOGY CO., LTD.

Mayan Village, Henghe Town, Cixi City, Ningbo City, Zhejiang Province, P.R.China

Unified Social Credit Code: 91330282551120082J

Has been assessed to comply with the requirements of the international standard

GB/T 19001-2016 idt ISO9001:2015

Scope of certification

Production of Telecommunications Accessories (MDF, Distribution Boxes, IDC Modules, Patch Panels, Connectors, Street Cabinets, Lightning Protectors, Jiunting Closures, ODF, Fiber Patch Cord and Connectors, Fiber Optical Splitters, Fiber Optical Splicing Boxes, Fiber Optical Splicing Closures, ONU, ONT, Etc)

NO: 15/17027676R11 DATE OF ISSUE: Nov.03, 2017 VALID UNTIL: Oct.29, 2020

The Certificate Information Can be Obtained by Visiting http://www.cnca.gov.cn.

IAF CNAS MANAGEMENT SYSTEM CNAS C015-M

ISO14000

萬泰認證

CERTIFICATE OF REGISTRATION

This is to certify that the Management System established by

NINGBO GMF TELECOM TECHNOLOGY CO., LTD.

Mayan Village, Henghe Town, Cixi City, Nongbo City, Zhejiang Province, P.R.China

Organization Code: 55112068-2

Has been assessed to comply with the requirements of the international standard

ISO14001:2015

Scope of certification

Environmental Management Related to Production of Telecommunications Accessories(MDF, Distribution Boxes, IDC Modules, Patch Panels, Connectors, Street Cabinets, Lightning Protectors, Aerial Closures, ODF, Fiber Patch Cord and Connectors, Fiber Optical Splitters, Fiber Optical Splicing Boxes, Fiber Optical Splicing Closures, ONU, ONT, Etc)

NO: 15/16059720R0 DATE OF ISSUE: DEC.27, 2016 VALID UNTIL: DEC.26, 2019

The Certificate Information Can be Obtained by Visiting http://www.cnca.gov.cn.

IAF CNAS MANAGEMENT SYSTEM CNAS C015-M

Production and Testing Plant

CONTENT

目　录

01-13	FTTH FAT and NAP
13-15	FTTH Indoor Distribution Box
16	Customer outlet
17-20	IP67/IP68 Level Fiber optic Distribution Box
21-23	Fiber Optic Patch Panel
24	FTTH Wall Mount Metal ODF
25-28	Fiber Optic Closure
29-30	Fiber Optic Cabinet
31-32	Patch Cord
33	PLC Splitter
34	Adapter
35-36	FTTH Cabling Accessories
37-48	Copper Cable Connectivity Hardwares

OPTICAL CABLE

FIBER CABLE
CONNECTIVITY
PRODUCTS

GMF TELECOM

GMFTEL

FTTH FAT and NAP

OF-03001-2A



2F FAT
Dimension: 102*167*31mm
Material: PC/ABS
Protection Level: IP65
UV protection

OF-03001-2B

2F FAT
Dimension: 150*120*37mm
Material: PC/ABS,
Protection Level: IP55
UV protection

OF-03001-2C

OF-03001-2D

Field installable closure
Dimension: 65*32*13mm
Material: PP
Protection Level: IP65
OF03001-2C: with SC adaptor,
for patch cord access
OF03001-2D: 2Fibers for fusion splice.

OF-03001-4A

4F FAT
Dimension: 186*116*40mm
Material: PC/ABS,
Protection Level: IP65
UV protection

OF-03001-4B

4F FAT
Dimension: 191*120*44mm
Material: PC/ABS,
Protection Level: IP65
UV protection

OF-03001-4C

4F Outdoor Junction Box
Dimension: 205*106*40mm
Material: PC/ABS,
Protection Level: IP65
UV protection,

OF-03001-6A

6F FAT
Dimension: 186*116*40mm
Material: PC/ABS,
Protection Level: IP65
UV protection,

OF-03001-6B

6F FAT
Dimension: 180*150*40mm
Material: PC/ABS,
Protection Level: IP45
UV protection,

8F NAP

OF-03001-8A

Dimension: 215*200*53 mm
Material: PC/ABS,
Protection Level: IP65
UV protection

OF-03001-8A-K

Dimension: 215*200*53 mm
Material: PC/ABS,
Protection Level: IP65
UV protection

OF-03001-8B

Dimension: 199*160*46 mm
Material: PC/ABS,
Protection Level: IP65
UV protection

OF-03001-8C

Dimension: 199*160*46 mm
Material: PC/ABS,
Protection Level: IP65
UV protection,

OF-03001-8F

Material SMC
Protection Level:IP55
Pre-installe with 1x8 LGX splitter

OF-03001-8G

PMaterial:PP
Dimension:300*200*65mm
Protection level: Ip65
Pre-installed 1pc of 1x8LGX splitter
Messeger wire mountable

OF-03001-8N

Material: PC/ABS
protection Level: IP65
UV protection
Pole and wall mountable
8 ports Mini SC connectors
or HS Mini connectors
Dimension: 330x210x95mm

HS MINI CONNECTOR

SC MINI CONNECTOR

OF-03001-8I



Material: PC/ABS
Protection Level: IP65
UV protection,
Pole/wall Mountable
2input ports,12 outputs for drop cable
Dimension:250*190*75 mm

OF-03001-8I.1: 2 input Ports,12 outputs for Drop cable
OF-03001-81.2: 2 input Ports,1 branch hole,8 outputs for drop cable

OF-03001-8K

Dimension:215*200*53 mm
Material: PC/ABS,
Protection Level: IP65
UV protection
Pre-installed 1pc of 1x8LGX splitter

OF-03001-8J

8F FTTH Access terminal box
Dimension:215*200*53 mm
Material: PC/ABS,
Protection Level: IP65
uV protection

OF-03001-8L

Material: PP
protection Level: IP65
UV protection
Wall and Messeger wire mountable.
with 1x8 LGX Splitter
Dimension: 285x190x110mm

OF-03001-8M

Material: PC/ABS
protection Level: IP65
UV protection
Pole/Wall mountable,
with 8pcs MINI SC adaptor output,
or HS Mini connectors
Dimension: 287x172x102mm

HS MINI CONNECTOR

SC MINI CONNECTOR

OF-03001-8M

Material: PP
UV protection
Protection Level: Ip65
Wall and pole mountable
With MINI SC Connector, or HS MINI connector
1 port for Pass-through cable
Access Capacity: 8 ports
Splicing capacity: 24Fibers
Max. can fix 4pcs 1x8 PLC Splitter.

HS MINI CONNECTOR

SC MINI CONNECTOR

12F NAP

OF-03001-12A



Dimension: 225*200*62 mm
Material: PC/ABS
Protection Level: IP65
UV protection,
Pole/wall Mountable

OF-03001-12B

OF-03001-8D

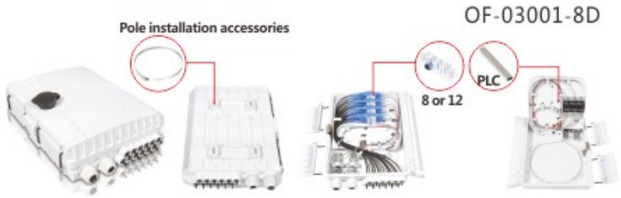

Material: PC/ABS
Protection Level: IP65
UV protection,
Pole/wall Mountable
2 input ports, 12 outputs for drop cable

OF-03001-12B 12F FTTH Access terminal box
OF-03001-8D 8F FTTH Distribution point

OF-03001-12C

Dimension: 199*160*46 mm
Material: PC/ABS,
Protection Level: IP65
UV protection,
Pole/wall Mountable

16F NAP

OF-03001-16A



Dimension: 300*240*100mm
Material: PC/ABS,
Protection Level: IP65
UV protection,
Pole/wall Mountable

OF-03001-16B

Dimension: 320*240*100mm
Material: PC/ABS,
Protection Level: IP65
UV protection,
Pole/wall Mountable

entry for looped cable

OF-03001-16C



Dimension: 293*230*84mm
Material: PC/ABS,
Protection Level: IP65
UV protection,
Pole/wall Mountable
2 input ports, 16 outputs for drop cable

OF-03001-16D

Dimension: 330*260*130mm
Material: PC/ABS,
Protection Level: IP65
UV protection,
Pole/wall Mountable

OF-03001-16E

Dimension: 280*250*100mm
Material: PC/ABS,
Protection Level: IP65
UV protection,
Pole/wall Mountable

OF-03001-16F

Dimension: 280*250*100mm
Material: PC/ABS,
Protection Level: IP65
UV protection,
Pole/wall Mountable

OF-03001-16G

Dimension: 340*260*110mm
Material: SMC
Protection Level: IP65
UV protection,
Pole/wall Mountable

OF-03001-16H

Dimension: 280*320*11Omm
Material: PC/ABS
Protection Level: Ip65
UV protection,
Pole/wall Mountable
3 input ports,16 outputs for drop cable

OF-03001-16H.1:Intall the LGX 1x16 splitter
OF-03001-16H.2:Install the MINI Steel tube 1x16 splitter
OF-03001-16H.3:Install 2pcs of 1x8 MINI steel Tube splitters

OF-03001-16I

Material: PP
protection Level: IP65
UV protection
Wall and Message wire mountable.
Dimension: 285*190*110mm

OF-03001-16J

Material: PP
protection Level: IP65
UV protection
Wall and Pole mountable.
Dimension: 285*190*110mm

OF-03001-16K

Material: PC/ABS
protection Level: IP65
UV protection
Pole/Wall mountable,
Dimension: 287*172*102mm

OF-03001-16M



Material: PC/ABS
protection Level: IP65
UV protection
Pole and wall mountable
Pre-installed 1x16 LGX spliter
Dimension: 330*210*95mm

OF-03001-16N

Material: PC/ABS
protection Level: IP65
UV protection
Pole/Wall mountable,
Pre-install 16Pcs SC MINI
connectors or HS MINI connectors
Dimension: 208*241*117mm

HS MINI CONNECTOR
SC MINI CONNECTOR

OF-03001-16O

16Fibers
Material: PP
protection Level: IP65
UV protection
Pole/Wall mountable,

OF-03001-16R

16F Solid ODB
Material: PC/ABS
protection Level: Ip65
UV protection
Wall and Message wire mountable.
Dimension: 343*303*98

OF-03001-24A



24F FTTH Distribution point
Dimension: 320*240*100 mm
Material: PC/ABS
Protection Level: IP65
UV protection,
Pole/wall Mountable

OF-03001- 24B

24F FTTH Distribution point
Dimension: 340*300*130mm
Material: PC/ABS
Protection Level: IP65
UV protection,
Pole/wall Mountable

OF-03001-24C

24F FTTH Distribution point
Dimension: 340x250x110mm
Material:PC/ABS
Protection level: Ip65
UV Protection
Pole/Wall Mountable
2 hole for Pass through cable,
1 hole for Branch cable
24 Invidual holes for Drop cable,
can pass throughSCconnector

OF-03001-32A

32F FTTH Distribution point
Dimension: 420*320*130 mm
Material: PC/ABS
Protection Level: IP65
UV protection,
Pole/wall Mountable

OF-03001-48A



48F FTTH Distribution point
Dimension: 520*405*135mm
Material: SMC
Protection Level: IP65
UV protection,
Pole/wall Mountable

OF-03001-48B

48F FTTH Distribution point
Dimension: 420*320*130mm
Material: PC/ABS
Protection Level: IP65
UV protection,
Pole/wall Mountable

OF-03001-64A

64F FTTH Distribution point
Dimension: 460*380*185 mm
Material: PC/ABS
Protection Level: IP65
UV protection,
Pole/wall Mountable

OF-03001-128

128Fibers Splice closure
Dimension:560*270*100mm
Material: PC/ABS
4 cable outlets
8 SPlicing trays,16Fibers/tray
Protection Level:IP65

FTTH Indoor Distribution Box

OF-02010-8F



8F FTTH Floor box
Terminal box
Dimension: 168*133*55 mm
Material: PC/ABS
For Multi-floor Building
For riser cable installation.

OF-02011-8F

8F FTTH Floor box
Dimension: 168*133*55 mm
Material: PC/ABS
For Multi-floor building
For riser cable installation
With modular splitter.

OF-02012

6Fibers Access box
Material:ABS
Dimension: 180*130*35

OF-02013

8Fibers Floor box
Material:ABS
Dimension: 192*133*47mm
The box designed for Riser cable.

OF-02014

4Fibers Floor box
Material: ABS
Dimesion: 160*105*30
The box designed for Riser cable

OF-02015

16 Fibers Floor box
aterial:ABS
Dimension: 210*130*55mm
The box designed for Riser cable.

OF-02016

48Fibers Distribution box
Dimensions:155*182*475mm
Inlet Outlet ports:4/48
Max inlet cable diameter:16mm
Max.No.of Spice Tray:6
Heat shrink capacity:48

Customer outlet

Part No.:OF-02001
Fiber terminal box 6 fibers

Part No.:OF-02002
2 fibers Fiber terminal box

Part No.:OF-02003
86X86 2 fibers Fiber optic socket

Part No.:OF-02004
2 fibers Fiber optic socket

Part No.:OF-02005
86X86 2 fibers Fiber optic socket

Part No.:OF-02006
2 fibers Fiber optic socket

Part No.:OF-02007
4 fibers Fiber optic socket

Part No.:OF-02008
2 fibers Fiber optic socket

Part No.:OF-02009
4 fibers Fiber optic socket

Optical Fiber Splicing Box IP67/IP68

OF-05001

16Fibers

Item No	Description
OF-05001A	For Flat Drop cable
OF-05001B	For 4mm Drop cable
OF-05001C	For 7mm Drop cable m

- Size:380(L)*245(W)*130(H)mm
- With 4pcs 24C tray

Protection Level: IP68

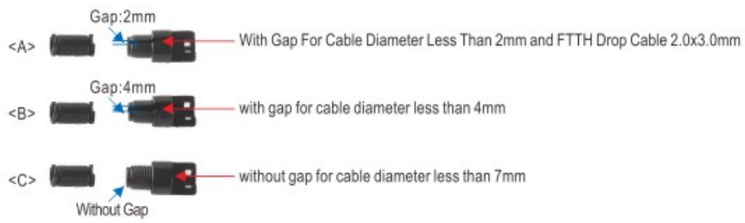

OF-05003

24 Fibers

Item No	Description
OF-05003A	For Flat Drop cable
OF-05003B	For 4mm Drop cable
OF-05003C	For 7mm Drop cable m

- Size:380(L)*245(W)*145(H)mm
- With 6pcs 24C tray

Protection Level: IP68

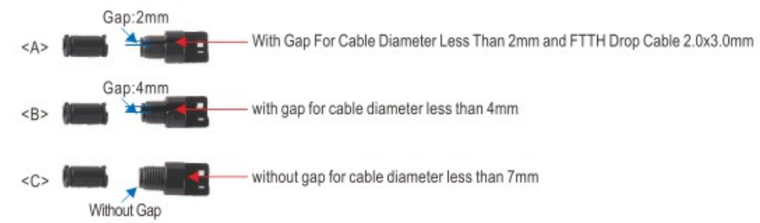

OF-05002

24 Fibers

Item No	Description
OF-05002A	For Flat Drop cable
OF-05002B	For 4mm Drop cable
OF-05002C	For 7mm Drop cable

- Size:380(L)*245(W)*130(H)mm
- With 4pcs 24C tray

Protection Level: IP68

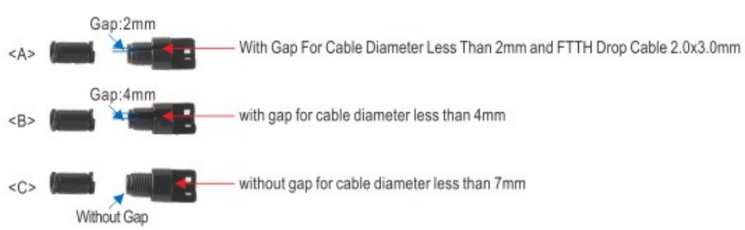

OF-05004

288 Fibers

288C Fiber Optic Closure

Description
With 12pcs 24C Fiber Tray

- Size:380(L)*245(W)*130(H)mm
- With 12pcs 24C tray

Protection Level: IP68

OF-05005

8 Fibers NAP
MATERIAL: PP
Protection level: Ip67
Dimension :330* 240*130
4 input ports,
3 Splicing trays, 6 Fibers/Tray

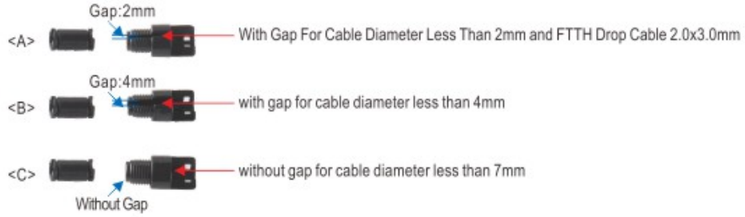

OF-05006





16 Fibers NAP
MATERIAL: PP
Protection level: Ip68

OF-05007

8 Fibers NAP
MATERIAL: PP
Protection level: Ip68
Wall/Pole Mountable
Two inputs for pass through cable



m

Fiber Optic Patch Panel



Patch panel drawer without Sliding rail

Part NO.	Description	Overall dimension
OF-01001	1U Patch panel 12 to 24 fibers	Depth 200mm
OF-01002	2U patch panel 48 fibers	Depth 200mm

please indicate adaptor type of the panel in the orders

OF-01003 Inner view

OF-01003

Patch panel drawer with Sliding rail

Part NO.	Description	Overall dimension
OF-01003	1U Patch panel 12 to 24 fibers	Depth 300mm
OF-01004	2U patch panel 48 fibers	Depth 300mm
OF-01005	3U patch panel 72 fibers	Depth 300mm
OF-01006	4U patch panel 96 fibers	Depth 300mm

Patch panel with integrated cassette

Part NO.	Description	Overall dimension
OF-01007	1U Patch panel 12 fibers	Depth 280mm
OF-01008	2U patch panel 24 fibers	Depth280mm
OF-01009	3U patch panel 48 fibers	Depth 280mm
OF-01010	5U patch panel 72 fibers	Depth280mm

Patch panel with rotating drawer

Part NO.	Description	Overall dimension
OF-01011	1U Patch panel 12 to 24 fibers	Depth 330mm
OF-01012	2U patch panel 48 fibers	Depth 330mm

Part NO.	Description	Overall dimension
OF-01013	1U patch panel 12 Fibers for SC adaptor	Depth: 260mm

Part NO.	Description	Overall dimension
OF-01014	1U patch panel 24 Fibers for SC adaptor	Depth: 260mm

OF-01015 OF-01016 OF-01017

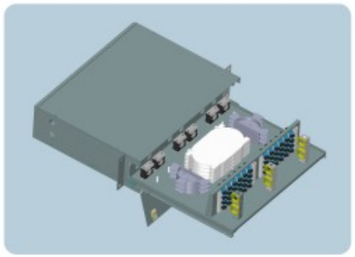
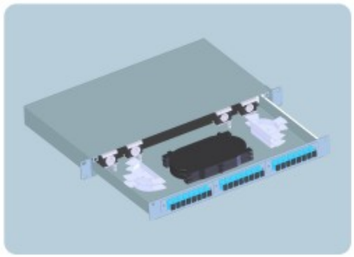
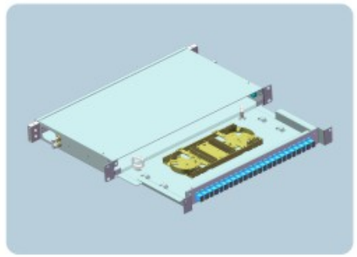

Part NO.	Description	Depth
OF-01015	48F path panel,2.5U	350mm
OF-01016	24F path panel,1U	250mm
OF-01017	24F path panel,1U	260mm

Part NO.	Description	Depth
OF-01018	144F patch panel,4U	300mm

Part NO.	Description	Depth
OF-01019	144F patch panel, 4U	325mm
OF-01020	96F path panel, 3U	325mm

Part NO.	Description	Depth
OF-01021	96F patch panel, 3U	285mm
OF-01022	72F path panel, 2U	285mm
OF-01023	48F path panel, 1U	285mm

FTTH Wall Mount Metal ODF



OF-03002 OF-03003

Part NO.	Description	Overall dimension
OF-03002	Wall mount fiber splicing box.72 fibers with 4pcs.72 fibers with 4pcs 2x16 splitters	340x430x95mm
OF-03003	24 fibers wall mounting PON box,SC,It's suitable for indoor	290x300x52mm



OF-03004 OF-03005 OF-03006

Part NO.	Description	Overall dimension
OF-03004	24 fibers wall mounting PON box,SC,It's suitable for outdoor,IP65	340x480x95mm
OF-03005	24 fibersPON box	405x488x129mm
OF-03006	12 fibers wall mounting PON box,Two doors	11.2"x13.0"x3.6
OF-03007	24 fibers wall mounting PON box,Two doors	15.1"x14.0"x3.6

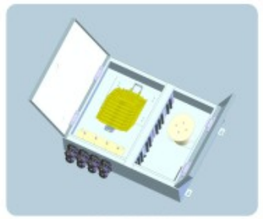
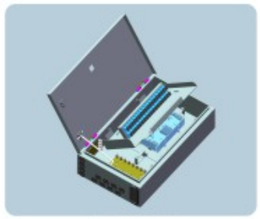

OF-03008 OF-03009 OF-03010 OF-03011

Part NO.	Description	Overall dimension
OF-03008	16 fibers Corridor box	350x340x100mm
OF-03009	32 fibers Corridor box	460x340x100mm
OF-03010	144 Fibers FDH	512x728x149mm
OF-03011	32 Fiber wall mount box	250x420x120mm

Fiber Optic Closure

0F-04001

0F-04002

0F-04003

Part NO.	Description	Overall dimension(HXD)
OF–04001	12 to 96 fibers Cable entries: one ellipse entry 70x35mm 4 circle entries: diameter 20mm.	450X163mm
OF–04002	144 fibers Cable entries: one ellipse entry 70x35mm 6 circle entries: diameter 20mm.	550x215mm
OF–04003	288 fibersCable entries: one ellipse entry 70x35mm 6circle entries: diameter 20mm.	515x255mm

0F-04009

0F-04010

0F-04011

Part NO.	Description	Overall dimension(HXD)
0F–04009	96 fibers DOME closure one ellipse entry, 4 round entries	490X140mm
0F–04010	48 fibers DOME closure one ellipse entry, 4 round entries	300X110mm
0F–04011	DOME closure with 1x8 modular splitter	450X163mm

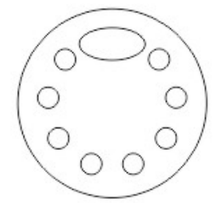

OF-04013A

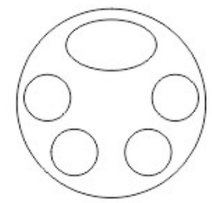

OF-04013B

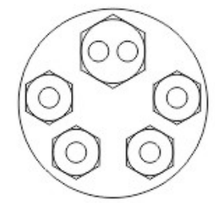

OF-04013C

Part NO.	Description	Overall dimension
OF-04013A	96Fibers closure, 8 outlets, 1 oval input, heat shrink sealing	Hole diameter:12mm
OF-04013B	96Fibers closure, 4 outlets, 1 oval input, heat shrink sealing	Hole diameter:16mm
OF-04013C	96Fibers closure, 4 outlets, 2 input support loops cable	Hole diameter:16mm

OF-04006



OF-04007

OF-04008

OF-04012

Part NO.	Description	Overall dimension (LxWxH) mm
OF–04006	12 to 96 fibers 2 ports with max.ϕ16mm 4 ports with max.ϕ20mm	410 x 200 x 110
OF–04007	12 to 48 fibers Cable Entries:10–25mm	400x190x115
OF–04008	48 Fibers Inline closure Cable Entries:18mm	
OF–04012	48 Fibers Inline closure	

OF-04014

OF-04014 96 Fibers Mechanical Splicing closure

4 outlets.
1 pass-through port, with 11mm and 15mm Rubber Grommet
Height: 460mm,Dome Diameter: 160mm
Can install on pole, wall, massager wire
Max.6pcs splicing trays 16Fiber each tray.
Material: PP

Rubber grommet for output ports

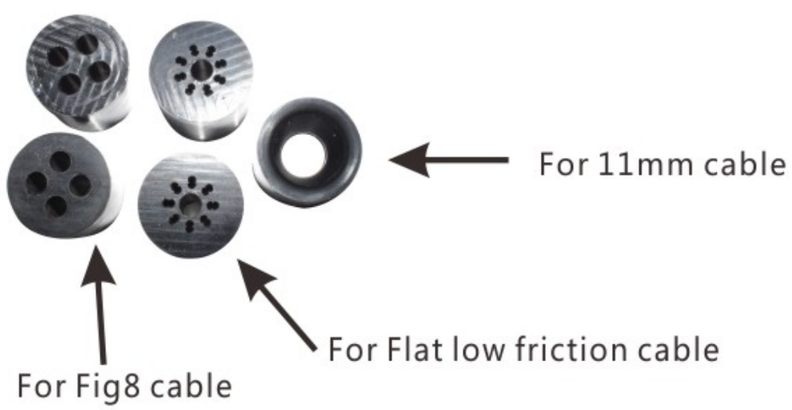

Optical fibers splicing closure

Part NO.	CAPACITY	OUTLETS	SPLICING TRAY	DIMENSION
OF04015	1 FIBER/SLOT: 144F 2 FIBERS/SLOT: 288F	6	8	410X200X145
OF04016	1 FIBER/SLOT: 144F 2 FIBERS/SLOT: 288F	4	8	410X180X135
OF04017	1 FIBER/SLOT: 24F 4 FIBERS/SLOT: 96F	4	1	285X180X150

1 oval input port
Material: PP
Heat shrink tube sealing
2 outlets for Max. 20mm cable,
other outlet Max 16mm cable
Compact design, high capacity with small size.

Fiber Optic Cabinet

Specification:

1.High intensity, anti–corrosive, anti–aging special composite material(SMC)s enable it to endure abrupt climate change and influences of extreme environment, protection level is IP65.

2.Available for different types of adaptors such as FC/SC/ST/E2000.

3.Splicing and distributing integrated module with adaptor assembling, fusion splice and connection, cable storage in integration.Modular design.

4.Adaptors assembled with a deflexion of 30° to ensure fiber pigtail bending radius, with perfect controlled winding ring of the fiber in the horizontal and vertical

5.The bottom end is assembled with spare splicing tray, for direct fusion and connection of trunk optical cables and distribution cables

6.Inner racks are customized to the different applications, such as for trunk fiber splicing or for modular splitter access.

7.Working and storing environment

Working temperature: –40℃ to +40℃

Storing temperature: –40℃ to + 60℃

Relative humidity ≤95%(+40℃)

Atmospheric pressure: 70Kpa to 106Kpa

Part NO.	Description	Overall dimension
OF–05001	144 fibers splicing cabinet	480x300x960mm
OF–05002	288 fibers splicing cabinet	750x360x1450mm
OF–05003	576 fibers splicing cabinet	750x750x1450mm
OF–05004	288 fibers splitter cabinet	750x36x1450mm
OF–05005	576 fibers splitter cabinet	750x750x1450mm

Part NO.	Description	Overall dimension
OF–05007	Pedestal box	Diameter 289mm, height 835mm

Part NO.	Description	Overall dimension
OF–05008	72 Fibers cabinet	785x454x138mm

Fiber Optic Indoor Cabinet

Part No.: OF–06001

Fiber optic indoor cabinet is a high–capacity, high–density fiber distribution frame, suitable for the composing and distributing of fibers in optical access network to achieve the fiber optic lines connecting, distributing and scheduling.

Features:

- With high intensity and anti–erosion performance
- Electrolysis sheet/Cold–rolled steel frame, electrostatic powder painting in the whole surface, nice appearance.
- Capacity can be flexibly customized as required
- Built–in direct melt unit capable of providing direct connection functionality
- With secure and reliable fastening and grounding protection devices for the optic fiber cable.
- The holes on top and bottom can adapt to the upper and lower wiring
- Vented or glass front door, good visibility
- Can be designed according to customer's request Adjustable installation rack for 19" /21" /23"

Technical Parameters:

- Nominal work wave–length: 850nm, 1310nm, 1550nm
- Operating temperature: –5° C–+40° C
- Storing temperature: –40° C +70° C
- Relative humidity:≤85%(+30° C)
- Atmospheric pressure: 70~106 KPa
- Insertion loss: ≤0.2dB
- Return loss:≥45dB (PC), ≥50dB(UPC), ≥60dB(APC)
- Insulation resistance:≥1000MΩ/500V(DC)
- Durability:≥1000 times
- Anti–voltage strength: ≥3000V(DC)/1min
- Overall Dimention: 2200x900x450mm

Application:

- Communications
- Networks
- Industrial control
- Building automation

Patch Cord

LC/UPC Single mold Simplex

LC/APC Single mold Simplex

LC/UPC Single mold Duplex

SC/UPC Single mold Duplex

FC Multi mold OM1 OM2 Simplex

FC Multi mold OM3 Duplex

LC/APC Single mold Duplex

LC Multi mode OM1 OM2

LC Multi mode OM3 Duplex

FC Multi mold OM4 Duplex

ST Single mold Duplex

ST Multi mold OM3 Duplex

LC Multi mode OM4 Duplex


SC/UPC Single mold Simplex


SC/APC Single mold Simplex

ST Multi mold OM4 Duplex

12 Multi colors pigtail SC/UPC

12 Multi colors pigtail FC/UPC


SC/APC Single mold Duplex

Bend Insensitive Patch cord

SC Multi Mode OM1 0M2 Simplex

SC/UPC Single mold Duplex


Indoor FTTH patch cord,Flat type


Outdoor Fig 8 patch cord
Steel or KFRP message wire

SC Multi Mode OM3 Duplex


SC Multi Mode OM4 Duplex

FC/UPC FC/APC Single Mold Simplex


Outdoor FTTH patch cord 3.0mm


Outdoor FTTH patch cord 3.5mm

Outdoor FTTH patch cord
Round type with Message wire

PLC Splitter

Rack mount Type



Cassette type

Steel tube type

Modular type

Bundle Pigtail
Features:

1) Multi-Core Ribbon Pigtail Or Bundle Pigtail
2) Fiber mode: single mode, multi-mode
3) Types: FC, SC, ST, LC, MU, E2000, MTRJ, PC, SPC, UPC, and APC
4) Standard length: 1m, 2m, 3m, 5m, 10m (or upon requests)
5) Jacket colors: yellow, orange (or upon requests)
6) Comply with IEC, ITU-T, ETSI recommendations and Telcordia standards

Application: The case of optic cable handing over, optic fiber distributing frame,communication, LAN, CATV

Specifications

Item	Technical Data		
	PC	UPC	APC
Insertion Loss	≤0.2dB	≤0.2dB	≤0.2dB
Return Loss	≥-45dB	≥-55dB	≥-65dB
Exchange Ability	<0.2dB	<0.2dB	<0.2dB
Repeatability	<0.1dB	<0.1dB	<0.1dB
Service Life	More than 1000 mate/demate cycles	More than 1000 mate/demate cycles	More than 1000 mate/demate cycles
Working Humidity	Up to 95%	Up to 95%	Up to 95%
Temperature	-40℃~+80℃	-40℃~+80℃	-40℃~+80℃

□□□ □□ □□ □□□ □□

Fiber Types	Fiber Count	Connector Type/shape		Pigtail Cord Length(m)	Cord Dia
		S:SC	U:UPC	010:1	
SM9/125	4:04	F:FC	A:APC		09:00.9
	8:08	T:ST		015:1.5	
MS:50/125	12:12	L:LC			20:02.0
	24:24			020:2	
Mm6 62.5/125	xx:xx				

Adapter



Specifications

Item	Technical Data		
	PC	UPC	APC
Insertion Loss	≤0.2dB	≤0.2dB	≤0.2dB
Return Loss	≥40dB	≥55dB	≥65dB
Repeatability	<0.1dB	<0.1dB	<0.1dB
Exchange Ability	<0.2dB	<0.2dB	<0.2dB
Working Humidity	Up to 95%	Up to 95%	Up to 95%
Working Temperature	-20℃~+80℃	-20℃~+80℃	-20℃~+80℃

LC	LC/APC
	LC Duplex,SC Type-Grey
	LC Duplex,SC Type-Blue
	LC Duplex,SC Type-Pink
	LC quadraple
SC	SC/APC
	SC Duplex
	SC/PC
	SC/APC Duplex

FC	FC/APC
	FC D Type
	FC Square Type
convertor	SC-FC
	SC-ST
	FC-ST

FTTH Cabling Accessories

Part NO.:840111
Cable clamp

Part NO.:840112
Cable clamp

Part NO.:840113
S clamp hanger
for wall mounting

Part NO.:840114
S clamp hanger
for pole mounting

Part NO.:840115
S clamp hanger
for pole mounting



Part NO.:840116
S clamp

Part NO.:840117
S clamp hanger
for cable supporting wire

Part NO.:840118
Cable management

Part NO.:840119
Cable gland

Part NO.:840101
Cable duct

Part NO.:840102
Cable duct

Part NO.:840103
Cable duct

Part NO.:840104
Cable duct

Part NO.:840105
Cable duct

Part NO.:840106
Cable duct

Part NO.:840107
Cable duct



Part NO.:840108
Cable holder

Part NO.:840109
Wall fitting

Part NO.:840110
Cable clip

Copper Cable Connectivity Hardwares

Environment:

In dry or damp rooms without condensation

Temperature range:	
For storage	-40...+90℃
	-40...+194℉
During operation	-20...+80℃
	-4...+176℉

Mechanical character:

LSA-PLUS contacts for solid or stranded copper conductors with plastic insulation,satisfying IEC 352,part4.

Conductor specifications:

(connectable conductor diameters):

a)Single-wire conductors,termination of one wire*)per contact: 0.35...0.9mm AWG 26...20

b)Single-wire conductors,termination of two wires**)per contact: 0.4...0.65mm AWG 26...22

*)Once a wire with a diameter >0.65mm has been connected to a contact,no thinner wirers should be connected to it.

**)The two wires should have the same diameter and be of the same.They should be connected one after another on the same day.If the second wire is to be connected at some later point the first wire should be disconnected and then reconnected together with the second one.

Outer wire diameter:

(measured over the PE or PVC insulation)***): 0.68...1.6mm

***)A wire with a conductor of 0.9mm should not be thicker than 1.5mm.The outer wire diameter can be larger in the case of foamed insulation materials,depending on their density.

Life circles:

0.35...0.65mm conductor:	>200 times
0.8mm conductor	>50 times
Materials,flammability:	
Plastics:	PBT
Self-extinguishing acc.To UL 94	V-0

Character:

Insulation resistance	>50 GOhm
Contact resistance	1 mOhm
Dielectric strength	2 kV_{eff}
Impulse voltage resistance	3.6 kV(8/20)
Operating voltage for basic insulation	210 VDC, 150 V_{eff}TNV
Pollution class	II
Insulation material class	I
Transient overvoltage for basic insulation	2.5 kV
Current carrying capacity	2A
Impulse current carrying capacity	
-Connection module:	10 kA
-Disc onnection module:	5 kA



LSA-IDC module

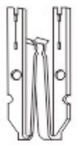

Ordering information

Item Number

110101	10 pair disconnection module, Grey Base and White Body, Material:PBT/ABS/PC
110107	8 pair disconnection module, White Body Grey Base
110103	5 pair disconnection module, Grey Base & White body

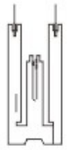

Ordering information

Item Number

110201	10 pair connection module, Full Grey, material PBT/ABS/PC
110203	8 pair connection module, full Grey

Ordering information

Item Number

110501	10 pair earth module with **yellow Green** Cable, mount on 2/10 back mounting frame
110502	10 pair earth module with **full red** cable mount on 2/10 back mounting frame

Ordering information

Item Number

110503	10 pair profile earth module with **yellow Green** Cable, snap onto 95mm profile rods
110504	10 pair profile earth module with **Full red** cable snap onto 95mm profile rods

Ordering information

Item Number

110301	10 pair profile disconnection module, Grey Base White Body
110303	8 pair profile disconnection module, Grey Base White Body

Ordering information

Item Number

110302	10 pair profile connection module, Full grey
110304	8 pair profile connection module, full Grey

Ordering information

Item Number

110603	10 pair profile highband disconnection module, snap onto 95mm profile rods

Ordering information

Item Number

110604	8 pair profile highband disconnection module, snap onto 95mm profile rods

Ordering information

Item Number

110401	10 pair switching module, Mount onto 2/10 back mounting frame
110402	8 pair switching module, Mount onto 2/8 back mounting frame

Ordering information

Item Number

110403	10 pair profile switching module, Snap onto 95mm profile rods
110404	8 pair profile switching module, Snap onto 75mm profile rods

Accessories for LSA-IDC module

	120101 120102	Hinged label holder transparent Hinged label holder,gray		120209 120210	2pole test cord 4pole test cord
	120107 120108 120109 120110	10pair profile label holder 10pair label holder 8pair profile label holder 8pair label holder		120301 120302	Disconnection plug Dummy plug

	120201 120203	2pole test plug 4pole test plug		120303	Marking cap
	120304	Numbering flag		120308	100pair dust cover
	120306 120307	10pair disconnection plug 8pair disconnection plug		120311	10pair earth bar
	120401 120402	10pair 3pole Magazine 10pair 3pole magazine with GDT		120409 120410	10pair 2pole Magazine 10pair 2pole magazine with GDT
	120417 120418	Single line protector Single line protector		120508	Back mounting frame
	51010	Insertion tool		120502	Profile rod bar

STG module

Ordering information

Item Number

230101: 10 pair STG disconnection module white casing on light grey base
230102: 10 pair STG dissonnection module.Blue casing on red base

Reliability and performance

Straight IDC technology offers outstanding performances:

* Multiple retermination with all kinds of conductor gauges in the 0.4mm to 0.8mm range
* Improved wire retention (in all directions)
* Gas-tight connection area-corrosion proof
* Tin-lead plating on contacts avoids corrosion
* Transmission performances meet cat 5 (100 Mhz)
* 2 Wires can be accommodated in the same slot
* Very compact connection module (14mm pitch)
* Specific contacts for stranded wires upon request.
* Dimension: LxwxD 146mmx14mmx50mm

Application in network

* Suitable for high density installation (2400 pair single sided cross connection cabinets,1600pairs on 2.6 meters vertical MDF,containerized exchanges...)
* STG modules are suitable for public telephony(MDF,cross connection cabinets,building distribution)as well as for private telephony and high data rates transmission.
* The module can be used in any modern network and fully compatible with all kinds of applications (XDSL.pairgain)

Ordering information

Item Number

230103 hinged label holder for STG
230104 label holder for STG
Mount onto STG back mounting frame

Ordering information

Item Number

230105 10 pair ground bar for STG module
230106 single line protector for STG

Ordering information

Item Number

230107.xx back mounting frame for STG,
Note: XX: capacity

Line jack

250101

250102
250103

Ordering information

Iterm Number

250101 2pins line jack with Gel filled
250102 2pins line jack with 623k jack
250103 4pins line jack with 623k jack

Distribution box

Ordering information

Item Number

310101 10 pair distribution box with module,
Material: ABS,
Overall dimension: 165mmx85mmx55mm

Ordering information

Item Number

310102 20 pair distribution box with module and grounding device,
Material: ABS,
overall dimension: 170mmx120mmx35mm

Ordering information

Item Number

310103 30 pair distribution box, snap lock,
Overall dimension: 150mmx105mmx55mm

310103.1 10 pair

310103.2 20 pair

Ordering information

Item Number

310104 30 pair indoor distribution box,
capacity can be from 5 pair to 50 pair
Material: ABS
Overall dimension: 180mmx170mmx75mm

310104.1 30 pair with key lock

310104.2 30 pair with screw lock

310104.3 50 pair with key lock

310104.4 50 pair with screw lock

Ordering information

Item Number

310105 50 pair indoor distribution box,
Overall dimension: 190mmx205mmx105mm

Ordering information

Item Number

310106 100 pair indoor distribution box,
overall dimension: 275mmx205mmx105mm

Ordering information

Item Number

310107 30 pair indoor distribution box, Coin key lock
Overall dimension: 171mmx140mmx75mm

310107.1 30 pair indoor distribution box, key lock system

310107.2 higher frame for 310107
Designed for module installed the protector or magazine.

310107.3 wall mounting frame for 310107
Designed for the box mounted inside the wall.

Ordering information

Item Number

310108 50 pair indoor distribution box,
Coin key lock overall dimension: 171mmx140mmx75mm

310108.1 50 pair indoor distribution box, key lock system

310108.2 higher frame for 310108
Designed for module installed the protector or magazine.

310108.3 wall mounting frame for 310108
Designed for the box mounted inside the wall.

Ordering information

Item Number

310109 100 pair indoor distribution box, Coin key lock
Overall dimension: 171mm×140mm×75mm

310109.1 100 pair indoor distribution box, key lock system

310109.2 higher frame for 310109
Designed for module installed the protector or magazine.

310109.3 wall mounting frame for 310109
Designed for the box mounted inside the wall.

Ordering information

Item Number

310110 250A100 pair distribution box(UK Type)
Overall dimension:210mm×320mm×120mm

Ordering information

Metal box for profile module

310112 10pair

310113 20pair

310114 30pair

Ordering information

Item Number

310111 250A 50 pair distribution box(UK Type)
Overall dimension:208mm×158mm×90mm

Note: material for all outdoor boxes is PC,
and all outdoor boxes suitable for pole and wall mounting.

Ordering information

Item Number

310201 A30 30 pair outdoor distribution box,
Water proof performance IP55, UV protection
Overall dimension: 240mmx165mmx96mm

310202 A30 100 pair outdoor distribution box,
Water proof performance IP55, UV protection

Ordering information

Item Number

310203 30 pair outdoor distribution box,
Capacity from 5 pair to 30 pair
Water proof performance IP45, UV protection
Overall dimension: 220mm×140mm×90mm

* Key lock or screw is choosable

Ordering information

Item Number

310204 50 pair outdoor distribution box
Water proof performance IP45, UV protection
Overall dimension:195mmx195mmx95mm

* Key lock or screw is choosable

Ordering information

Item Number

310205 100 pair outdoor distribution box,
Water proof performance IP45, UV protection
Overall dimension: 350mm×190mm×95mm

* Key lock or screw is choosable

Subscriber terminal block system

Subscriber terminal block(1 pair drop wire module)

Applications and feature:

* STB is a high reliable connection module,designed to withstand all existing climates.
* With the design of being watertight,it provides the best service for the following applications:
  --Interface boxes UG/Aerial Networks
  --Distri bution points
  --Customer termination devices.
* Fits on DIN 35 rails.
* Very compact, overall dimensions allow to replace existing won protected solution with a high reli ability solution
* No special tool required,only by standard screw driver.

Specifications

contact characteristics

Drop wire connector

Gauge range	0.4 to 1.0mm∅
insulation diameter	5mm max∅

Pair connector

Gauge range	0.4 to 1.0mm∅
Insulation diameter	3mm max∅

Current conducting capacity

20A 10A per conductor for 10 minutes at least without causing deformation of the module
(If>20A or up to 30A is required. this is possible while using a different GDT)

Insulation resistance

Dry atmesphere	$>10^{12}\Omega$
Damp atmesphere(ASTMD618)	$>10^{12}\Omega$
Salt fog (ASTMB117)	$>10^{12}\Omega$
Immersion in water (15 days in 3% NaCl solution)	$>10^{12}\Omega$

Contact resistance

$R_{Material}+R_{bridge\ contacts}+R_{wire\ contacts}$	<10m Ω
Increase in contact resistance	
After climatic tests	<2.5m Ω
After 50 reinsertions	<2.5m Ω
Dielectric strength	>3.000 Vdc for 1 minutes

Mechanical characteristics

Pair/drop wire housing screw	Special passivated direct+ lacquered zamac alloy
Drop wire housing body	Transparent polycarbonate
Body	VO glass-fiber reinforced polycarbonate
Insertion contacts	Tinned phosphor bronze
Ground contacts	Cu - Zn - Ni - Ag alloy
Continuity contacts	Tinned hard brass
Lower sealant	Epoxy resin
Upper cable sealant	Silicone filled
Pair/drop wire bearing cover	Polycarbonate
Plug-in module body	VO glass-fiber reinforced polycarbonate
Plug-in module sealant	Gel
"O"-ring	EPDM
Spring	Stainless steel
Cable/drop wire membrane	Thermoplastic rubber

Ordering information

Item Number

410101 1 pair drop wire module
Without protection (STB)

Ordering information

Item Number

410102 1 pair drop wire module
With 230v Gas disharge tubes

Ordering information

Item Number

420105 4 pair DP box
Overall dimension:180mm×140mm×70mm

Ordering information

Item Number

420106 10 pair outdoor DP box
Overall dimension:195mm×195mm×85mm

Ordering information

Item Number

410103 1 pair dropwire module
With over voltage & over current protection

Ordering information

Item Number

410104 5—25pair STUB module with lan cable

Ordering information

Item Number

420107

10 pair outdoor DP box
Overall dimension:300mmx140mmx90mm

Ordering information

Item Number

420108

20 pair outdoor DP box
Overall dimension:350mmx190mmx95mm

Ordering information

Item Number

420111

20 pair overhead distribtion box
for STB connector
Overall dimension:360mmx210x80mm

Ordering information

Item Number

420101

1 pair STB box,
overall dimension:95mm×45mm×50mm

Ordering information

Item Number

420102

2 pair STB box,
over all dimension:105mm×65mm×60mm

Ordering information

Item Number

420103

2 pair water proof type
distribution box for STB connector
2 pair box.water tight
Overall dimension:140mm×95mm×55mm

Ordering information

Item Number

420112

10 pair overhead distribtion box
for STB connector
Overall dimension:260mmx210mmx80mm

Ordering information

Item Number

420113

4 pair overhead distribtion box
for STB connector
Overall dimension:160mmx140x75mm

Ordering information

Item Number

420114

30 pair overhead distribtion box
for STB connector
Overall dimension:455mmx210x80mm